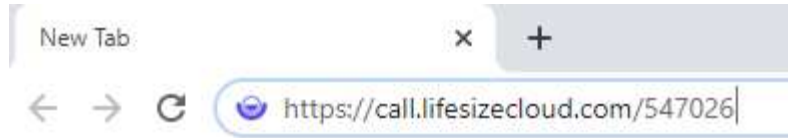


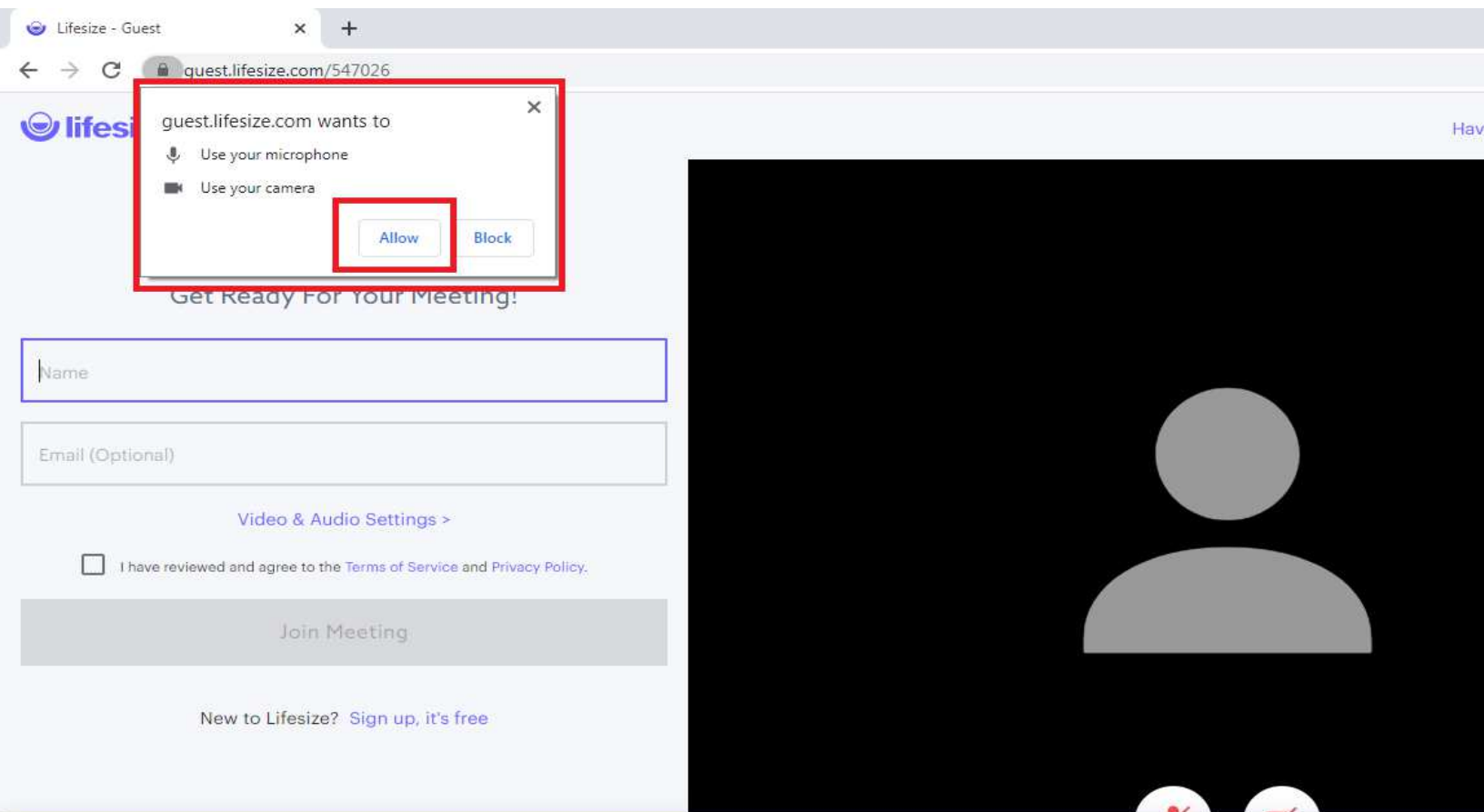
Please ensure you are in a secure area while calling your Doctor.

How to use Lifesize on a computer

1. Open an internet browser (Chrome, Safari, etc) and type the link provided by your doctor into the web address bar



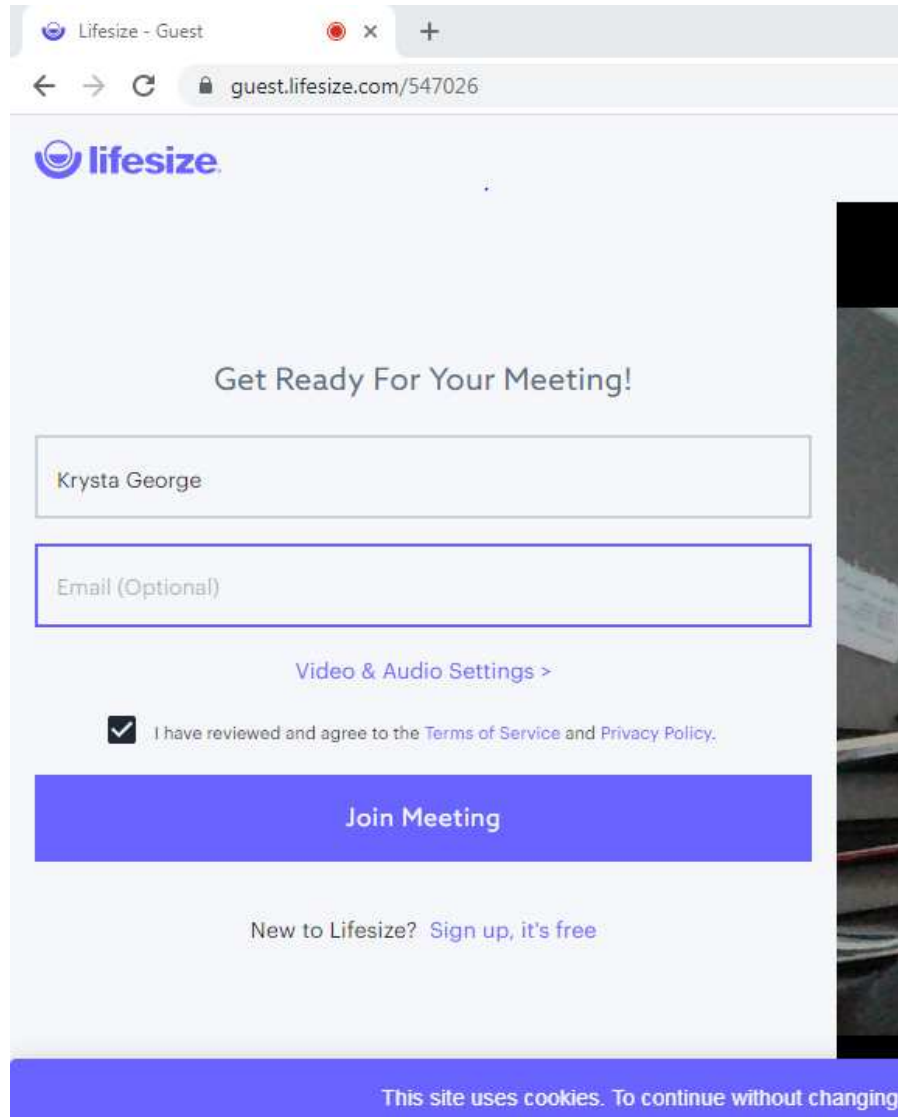
2. If prompted; allow Lifesize to use your microphone and camera

A screenshot of a web browser showing the Lifesize meeting preparation page. The browser tab is labeled "Lifesize - Guest". The address bar shows the URL "quest.lifesize.com/547026". A permission dialog box is open, asking for access to the microphone and camera. The "Allow" button is highlighted with a red box. Below the dialog box, the page says "Get Ready For Your Meeting!". There are input fields for "Name" and "Email (Optional)". A link for "Video & Audio Settings" is visible. A checkbox is present for "I have reviewed and agree to the Terms of Service and Privacy Policy.". A "Join Meeting" button is at the bottom. A footer at the bottom of the page says "New to Lifesize? Sign up, it's free".

This site uses cookies. To continue without changing your browser settings means you agree to the use of cookies. [Find out more.](#) [Dismiss.](#)

Please ensure you are in a secure area while calling your Doctor.

3. Type your first and last name into the name box; agree to the terms of service and privacy policy and select the "Join Meeting"



The screenshot shows a web browser window with the address bar displaying "guest.lifesize.com/547026". The page features the Lifesize logo at the top left. The main heading is "Get Ready For Your Meeting!". Below this, there is a text input field containing "Krysta George". Underneath is an "Email (Optional)" input field. A link for "Video & Audio Settings >" is visible. A checkbox is checked, with the text "I have reviewed and agree to the Terms of Service and Privacy Policy." Below this is a large blue button labeled "Join Meeting". At the bottom, there is a link for "New to Lifesize? Sign up, it's free". A blue footer bar at the very bottom contains the text "This site uses cookies. To continue without changing".

4. Once you've joined the meeting please allow a few minutes for your Doctor to join the call